

# Gray Green Yellow

by Shawn Persinger

Intro: *À la flamenco guitar*

$\text{♩} = 120$

**fff** **f** **ff**

**T** 0 0 0 0 0 0  
**A** 0 0 0 0 0 0  
**B** 1 1 1 1 1 1  
2 2 2 2 2 2  
2 2 2 2 2 2  
0 0 0 0 0 0

**p** **ff**

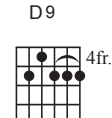
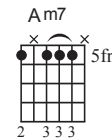
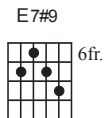
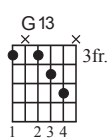
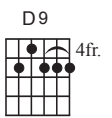
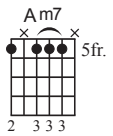
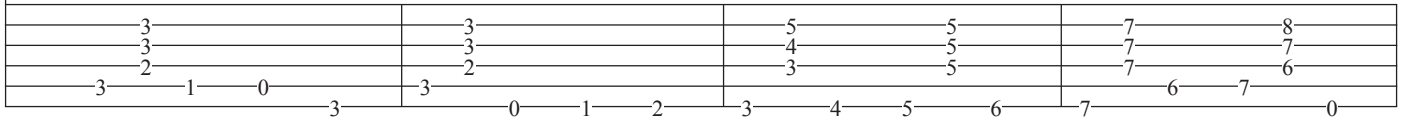
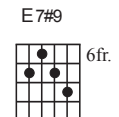
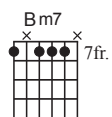
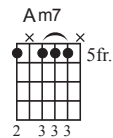
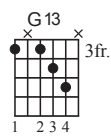
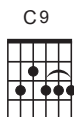

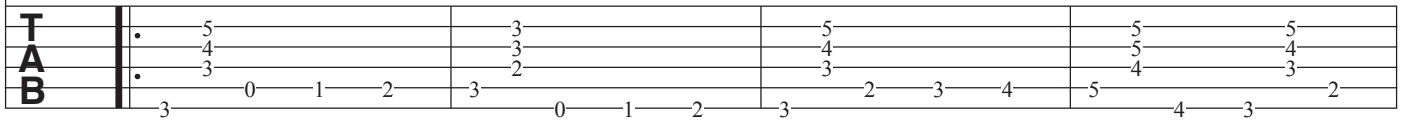
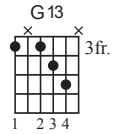
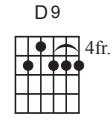
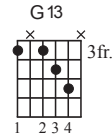
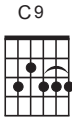
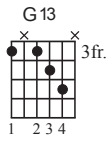
3 0 7 9 7 6  
1 7 3 3 3 3 3 3 4 2 0 4 6 2 3  
4 4 4 4 4 4 5 3 3 4  
1 7 4 4 4 4 4 3 4

**mp**

5 4 6 10 7 6  
5 4 5 4 3  
0 0 0 5 4 8 9 4  
5 4 6 7 9 7

# Jazz Blues in G

al a Tuck Andres



# Meeting of the Spirits

by John McLaughlin

Guitar

The first system of guitar notation consists of a treble clef staff and a six-line TAB staff. The treble staff is in the key of D major (two sharps) and 3/4 time. It contains a melodic line with eighth and quarter notes. The TAB staff shows the corresponding fretting, with numbers 0, 2, 4, and 3 on the strings.

Bass

The second system of notation consists of a treble clef staff and a six-line TAB staff. The treble staff is in the key of D major (two sharps) and 4/4 time. It contains a melodic line with eighth and quarter notes. The TAB staff shows the corresponding fretting, with numbers 4, 2, 5, 5, (5), 4, 2, 2, (2), 5, 4, 5, (5), 4, 2, 4, (4), 2, 5, 2, (2), 5, 4, 2.

Unison Line

The third system of notation consists of a treble clef staff and a six-line TAB staff. The treble staff is in the key of D major (two sharps) and 4/4 time. It contains a melodic line with eighth and quarter notes, including triplets. The TAB staff shows the corresponding fretting, with numbers 2, 5, 2, 5, 2, 5, 2, 4, 2, 4, 2, 4, 2, (2), 5, 3, 4, (4), 2, 5, 5, (5), 4, 2, 2.

The fourth system of notation consists of a treble clef staff and a six-line TAB staff. The treble staff is in the key of D major (two sharps) and 2/4 time. It contains a melodic line with eighth and quarter notes, including triplets. The TAB staff shows the corresponding fretting, with numbers 5, 4, 4, 2, 5, 5, 4, 2, 2, 5, 4, 4, 2, 5, 2, 4, 2, 3, 2, 4, 5, 3, 2.

# Five Planets Visible With The Naked Eye

by Shawn Persinger

A1

♩ = 108

12

T  
A  
B

T  
A  
B

T  
A  
B

T  
A  
B

T  
A  
B

D

Musical notation for section D, first system. Treble clef, key signature of two sharps (F# and C#). The melody consists of eighth and quarter notes. The bass line has fret numbers: 2-0-1-2-0-2-4-3-0-2, 2-0-1-2-0-2-4-3-0-2, 2-0-1-2-0-2-4-3-0-2.

Musical notation for section D, second system. Treble clef, key signature of two sharps. The melody continues with eighth and quarter notes. The bass line has fret numbers: 5-2-4-3-0-5-4-5, 2-0-1-2-0-2-4-3-0-2, 2-0-1-2-0-2-2-1-2-4-5-3.

E

Musical notation for section E, first system. Treble clef, key signature of two sharps. The melody continues with eighth and quarter notes. The bass line has fret numbers: 2-0-1-2-0-2-4-3-0-2, 5-2-4-3-0-5-4-5, 0-3-2-3-1-2-3-0-2-4-0.

Musical notation for section E, second system. Treble clef, key signature of two sharps. The melody continues with eighth and quarter notes. The bass line has fret numbers: 0-2-0-2-2-0-2-0-5-5-7, 6-5-5-7-5-7-4-3, 0-2-0-2-2-0-2-0-5-5-2.

A2

Musical notation for section A2, first system. Treble clef, key signature of two sharps. The melody consists of eighth and quarter notes. The bass line has fret numbers: 5-2-0-0-0-1-0-3-3-2, 3-4-3-0-0-0-2-4-4.

Musical notation for section A2, second system. Treble clef, key signature of two sharps. The melody continues with eighth and quarter notes. The bass line has fret numbers: 2-2-2-0-0-2-4-3-3-3, 0-2-2-0-4-2-0-2-0-2-2-0-2-2-5.

# Weird Guitar Lesson No. 2 Octave Displacement

01: Systematic Octave Displacement: G major scale, every other note displaced up one octave.

02: Random displacement, G major scale ascending.

03: Random displacement, G major scale descending. Displaced notes are circled.

04: Random displacement, A minor scale ascending.

05: Random displacement, C major scale descending.

06: "Beginner Joe Diorio" octave displacement lick, A minor pentatonic.

07: A practical example of octave displacement from the song "Saints." Displaced notes are circled.

08: A practical example of octave displacement from the song "Cotton's Sermon."

09: A practical example of octave displacement from the song "Hesperia and Phelan."

01

02

T  
A  
B

03

04

05

06

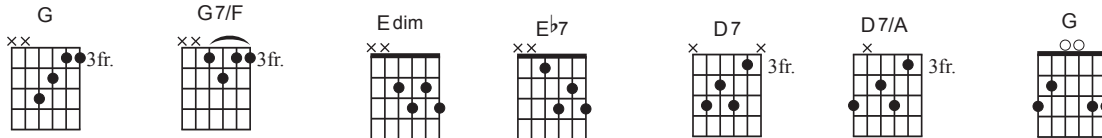
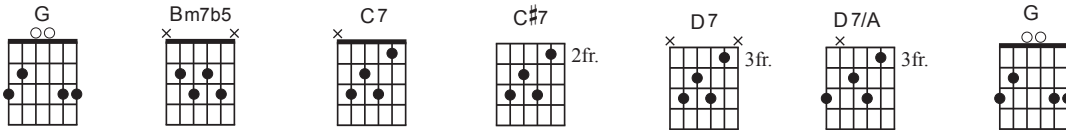
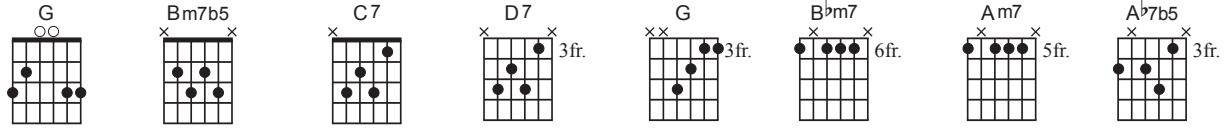
07a: Not displaced.

07b: Displaced

# Texas Swing

Chord substitutions for Sally Goodin'

: G - G - G - D G:



# Diantonic Dissonances and Active Harmonies: 2nds

[www.WeirdGuitarLessons.com](http://www.WeirdGuitarLessons.com)  
*The 50 Greatest Guitar Books*

Fig. 1

Fig. 2

Fig. 3

Fig. 4